

CZAKI THERMO - PRODUCT

05-090 Raszyn - Rybie
ul. 19 Kwietnia 58
tel. (22) 720 23 02
fax (22) 720 23 05
e-mail: handlowy@czaki.pl
www.czaki.pl

INSTRUCTION MANUAL AND WARRANTY CARD TEMPERATURE AND HUMIDITY SENSOR WITH TRANSMITTER HTT-961-.../V

Application

This sensor is designed for measuring temperature and relative humidity in indoor spaces and ventilation ducts of air conditioning systems.

Construction description

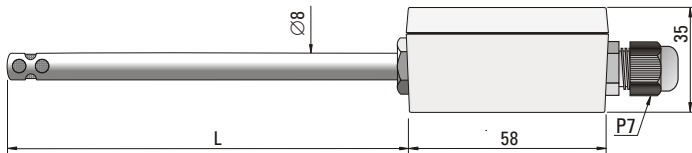


Fig. 1

Basic dimensions of the sensor

The sensor consists of interconnected: temperature and humidity detector cover made of 1H18N9T stainless steel and transmitter housing made of PC plastic.

The connection cable is routed through the P7 cable grommet and connected to terminals located inside the transmitter housing.

The programmable measuring transmitter converts temperature and humidity changes into standard current signals: 4-20 mA or 0-20mA referenced to the supply minus.

Programming the transmitter

The transmitter is configured using a PC via the interface **IF-2013U**.

For a description of the software installation and how to use it, refer to the IF-2013U interface manual.

Wiring diagrams

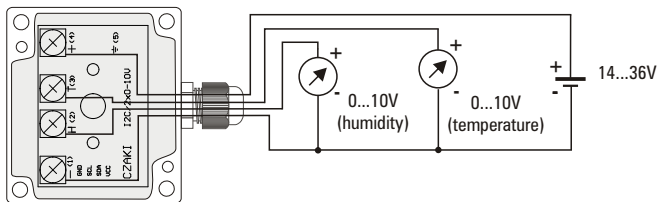


Fig. 2

Connection of power supply and current outputs

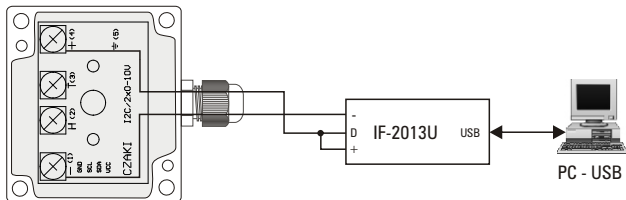


Fig. 3

Connecting the IF-2013U interface for programming duration

Maintenance and service

The sensor does not require periodic maintenance. In case of damage, please contact the CZAKI Sales Department.

List of equipment

The sensor set includes:

- sensor with built-in transmitter
- instruction manual with warranty card
- compression gland (additional accessories)

Technical data

Sensor

Measuring range	-40 ... +120°C, 0...100%RH
Processing element	SHT21 or SHT31 (Sensirion)
Sensor sheath material	steel 1H18N9T
Sensor cover diameter	8 mm
Length of sensor cover	according to order
Transmitter housing material	PC plastic
Transmitter housing dimensions	58 x 64 x 35 mm
Operating temperature of sheath	-20°C... +80°C
Additional accessories	sliding connector type KP

Transmitter

Temperature conversion range	programmable, maximum -40 ... +120°C (Top-down $\geq 10^\circ\text{C}$)
Humidity processing range	programmable, maximum 0 ... 100% (top to bottom $\geq 10\%$)
Temperature processing error	0.5 °C
Humidity processing error	2% for RH $\leq 80\%$ and 3% for RH $> 80\%$
Output signals	0...10 V (default) or other in the range 0... 10 V
Power supply	14 ... 36 V DC / 35 mA
Operating temperature T_0	-40 ... +80°C
Programming	via IF-2013U interface to USB of the computer (to be ordered separately)